

iPointe65®

iPointe65® plays where you want it to! Indoors or out, whatever the weather, our IP65 rated iPointe65® gives you the perfect all-weather playmate!

**Light source**

Osram Sirius HRI 310W RO

**Light output**

Bright output of 1.600.000 lx @ 5 m

**Zoom range**

1.8°- 21° beam mode, 3°- 42° spot mode

**Effects**

CMY mixing, rotating and static gobo wheel, animation wheel, 12 beam and flower effects



Ideally suited for festivals, concerts and outdoor events, or any scenario needing to deal with inclement or unpredictable weather, the iPointe65® is a bright, high-performance multifunctional luminaire that works equally well as a beam, spot, effects and wash fixture.

Designed, developed, and manufactured, to be sealed against water and particle ingress, thereby strictly adhering to their IP65 rating, you can be confident of both its protection and performance. iPointe's aluminium housing gives a dust-free environment for the optical, gobo and colour systems, eliminating the need for frequent cleaning and maintenance.

By including NFC (Near-Field Communication) technology, you can access setup, diagnostic and performance features, even when the fixture is not powered, directly from your mobile device using the Robe Com app.

The iPointe's impressive light source is a 310W lamp, with an Eco-mode lifetime of up to 3.500 hours, which was specially developed for Robe by Osram. Providing 12.000 lm, measured at the front lens, the source produces a brilliant, crystal clear, razor-edged beam, adjustable from a tight, punchy 1.8-degree beam to a wide 42-degree spot. The beam can be accurately shaped and positioned by using the innovative framing shutter emulation.

Both static and rotating glass gobos produce precision in-air effects and projected images with a sharp, high-contrast, flat field. The dynamic effects engine provides 12 varying beam and 'flower' effects, taking this winning combination of creativity and weather resistance to new levels.

iPointe65® offers easy fixture swap with MegaPointe®, featuring the same DMX control channels and feature set, in a well-protected, water-resistant housing.

iSeries - Robe reliability in all weathers.

Technical Specification

Source

- Lamp: Discharge short arc lamp with integrated reflector
- Approved model: Osram Sirius HRI 310W RO
- Lifetime:
 - 2.500 hours @ 310W Standard mode
 - 3.500 hours @ 265W Eco mode
- CRI: 80/90
- CCT:
 - Light output 7.200K
 - Lamp 8.500K
- Control: Automatic and remote on/off
- Ballast: Electronic

Optical system

- Robe's proprietary optical design (Patent pending)
- Zoom optical system: 14:1
- Zoom range:
 - 1.8° - 21° beam mode
 - 3° - 42° spot mode
- Output lens diameter: 150 mm
- Fixture total lumen output: 12.000 lm
- Illuminance:
 - Beam mode
 - 1.8°: 1.600.000 lx @ 5 m
 - 1.8°: 100.000 lx @ 20 m
 - Spot mode
 - 3°: 400.000 lx @ 5 m
 - 3°: 25.000 lx @ 20 m
-

Dynamic Effects and Features

- Cyan: 0 - 100%
- Magenta: 0 - 100%
- Yellow: 0 - 100%
- Colour Wheel: 13 dichroic filters + white
- Rotating gobo wheel: 9 rotating gobos + open, indexable and replaceable gobos
- Static gobo wheel: 14 gobos + open
- Animation wheel: Aluminium animation wheel, used alone or in combination with gobos, rotating in both directions at variable speed
- Innovative Effect Engine consisting of 6 prisms placed on two wheels, producing 12 various Beam and Flower effects (Patented)
- Beam shaper emulating framing shutters and creating rectangular beam shapes, rotatable and indexable (Patented)
- Frost: variable 1° (light) and 5° (medium)
- Motorized zoom and focus
- Remote Hot-spot control: adjustable from 5:1 to 2.5:1 in spot mode and from 7:1 to 2.7:1 in beam mode (Patent pending)
- Pre-programmed random strobe & pulse effects
- Dimmer: 0 - 100%

Control and programming

- Setting & Addressing: ROBE Navigation System 2 (RNS2)
- Display: QVGA Robe screen with battery backup, gravitation sensor for auto screen positioning, operation memory service log with RTC, built-in analyser for easy fault finding, NFC app controller
- Protocols: USITT DMX-512, RDM, ArtNet, MA Net, MA Net2, sACN
- Wireless CRMX™ technology from Lumen Radio
- REAP™ - Robe Ethernet Access Portal
- DMX Protocol modes: 2
- Control channels: 39, 34
- Pan/Tilt resolution: 16 bit
- Colour wheel positioning: 8 or 16 bit
- CMY: 8 bit
- CRI Selection: 80 or 90
- Rotating gobo wheel positioning: 8 bit
- Gobo indexing & rotation: 8 or 16 bit
- Static gobo wheel positioning: 8 bit
- Animation wheel: 8 bit
- Animation wheel rotation: 8 or 16 bit
- Prism indexing & rotation: 8 bit
- Frost: 8 bit
- Zoom: 8 or 16 bit

- Focus: 8 or 16 bit
- Hot-Spot: 8 bit
- Dimmer: 8 or 16 bit

Movement

- Pan movement: 540°
- Tilt movement: 265°
- Movement control: Standard and Speed
- Automatic Pan/Tilt position correction
- EMS™: Electronic Motion Stabilizer system for Pan & Tilt reducing beam deviation caused by truss movement or vibration (Patented)

Rotating gobos

- Glass gobos: 9 rotating gobos + open
- Outside diameter: 15.9 mm
- Image diameter: 12.5 mm
- Thickness: 1.1 mm
- High temperature borofloat or better glass
- Slot & lock system for easy replacement of gobos

Static gobos

- Aluminium wheel with fixed gobos: 10 gobos & 4 beam reducers + open position

Thermal specification

- Maximum ambient temperature: 40°C (104°F)
- Maximum surface temperature: 90°C (194°F)
- Minimum operating temperature: -10°C (14°F)
- Total heat dissipation: max. 1876 BTU/h (calculated)

Electrical specification and connections

- Power supply: Electronic auto-ranging
- Input voltage range: 100-240 V, 50/60 Hz
- Power consumption: max. 550 W
- Power connector in: IP65 Neutrik powerCON TRUE1
- DMX and RDM data in/out: IP65 Locking 3-pin & 5-pin XLR connectors
- Ethernet port in: IP65 RJ45 connector

Approvals

- CE Compliant
- cETLus Compliant (pending)

Mechanical specification

- Height: 762 mm (30.0") - head in vertical position
- Width: 506 mm (19.9")
- Depth: 344 mm (13.54")
- Weight: 42.8 kg (94.35 lbs)
- Ingress protection rating: IP65

Rigging

- Mounting positions: Horizontally or vertically
- Universal operating position
- Mounting points: 2 pairs of 1/4-turn locking points
- 2x Omega adaptors with 1/4-turn quick locks
- Pan and Tilt transport locks
- Safety cable attachment point

Included items

- User Manual
- Omega Adaptor CL-regular 2 pcs
- Power cord including powerCON TRUE1 In connector:
 - US: 13052277-01
 - EU: 13052276-01

Optional accessories

- Lamp Osram Sirius HRI 310W RO: 14080065-01
- Doughty Trigger Clamp: 17030386
- Frost I 0.5° (exchange) assembled: 10980632
- Frost I 1° (exchange) assembled: 10980633
- Frost I 5° (exchange) assembled: 10980634
- Frost I 10° (exchange) assembled: 10980635
- Frost I 20° (exchange) assembled: 10980636
- Frost I 30° (exchange) assembled: 10980637
- Frost II 0.5° (exchange) assembled: 10980638

- Frost II 1° (exchange) assembled: 10980639
- Frost II 5° (exchange) assembled: 10980640
- Frost II 10° (exchange) assembled: 10980641
- Frost II 20° (exchange) assembled: 10980642
- Frost II 30° (exchange) assembled: 10980643
- Safety wire 50 kg: 99011957
- Single Top Loader Case: 10120275
- Dual Top Loader Case: 10120276
- Foam Shell: 20020401

Legal

- iPointe65® is a Registered Trademark of Robe lighting s. r. o.
- iPointe65® is patented by Robe lighting s. r. o. and is protected by one or more pending or issued patents

Gobos&Colours

Rotating Gobo Wheel



15020341



15020352



15020351



15020347



15020337



15020350



15020355




15020354



15020342


Colour Wheel



14070445




14070446




14070447




14070448



14070449




14070450



14070451




14070452




14070453




14070454



14070455




14070456



14070457

Fixed Gobo Wheel, Detail




99015494-1



99015494-2




99015494-3




99015494-4



99015494-5



99015494-6




99015494-7



99015494-8




99015494-9



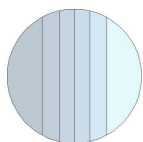
99015494-10

Animation Wheel



11020239

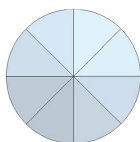
Prism Wheel 1



14050031

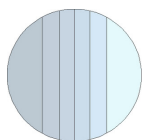


14050033

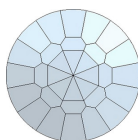


14050030

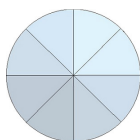
Prism Wheel 2



14050031



14050032



14050034